



Round 3 - Phillip Island GP Circuit - September 3 & 4

BEARS : F3, F4 & F5

Leg 3

Date: 04/09/22
 Event: R16
 Weather: Cloudy - Temp: 11.6C
 Track: Dry - Temp: 16.8C

Started at: 10:55:07
 Laps: 5
 Starters: 19
 Printed at: 11:10

PROVISIONAL CLASSIFICATION

Pos	No	Name	Class	Machine	Laps	Race Time	Behind Leader	Behind Prev	Fastest Lap	On Lap	Top Speed
1	22	Matthew EDWARDS / Redex / Race and Road	F4	Laverda Redex 1000	5	9:02.781			1:47.196	5	232
2	76	Scott WEBSTER	F3	Suzuki Harris 1200	5	9:02.848	.067	.067	1:46.610	5	245
3	19	Paul NILSEN	F3	Triumph Sp. Trip. 1050	5	9:16.649	13.868	13.801	1:49.128	5	234
4	5	Philip BARTUSH / Kaneg MotoSport	F3	Ducati 916	5	9:17.452	14.671	.803	1:48.970	2	228
5	212	Anthony STEPHENS / Ords Motorcycles Ararat	F3	Husqvarna Vitp. 693	5	9:28.587	25.806	11.135	1:52.014	5	205
6	46	Adam MILLER	F3	Husqvarna 450	5	9:31.262	28.481	2.675	1:51.701	2	184
7	1	Dallas O'SULLIVAN	F3	Husqvarna 701 693	5	9:33.540	30.759	2.278	1:52.292	3	202
8	3	Cori BOURNE / Pedders Suspension Shepparton / NBS Brake Supplies / Shepparton Service	F3	Husqvarna FS 450	5	9:33.699	30.918	.159	1:52.648	3	196
9	612	Gregory JAMES / Racing Geriatrics	F3	KTM Duke 890	5	9:47.824	45.043	14.125	1:55.753	2	212
10	39	Dean YAGAN	F3	KTM Duke 890	5	9:49.703	46.922	1.879	1:55.921	5	218
11	39A	Sean OESER / Race & Road / Highfields Panel & Paint / Ricondi / Addicted to Track	F5	Ducati Monster 696	5	9:49.771	46.990	.068	1:55.473	5	208
12	67	Richard DRAPER / R A Draper Medical Services	F5	Ducati Monster 800	5	9:51.551	48.770	1.780	1:56.242	5	196
13	955	Tom PALMAI	F3	Triumph Dayt. 765	5	10:16.649	1:13.868	25.098	2:00.058	3	215
14	23	Voya KISSITCH / Malaysian Motorcycle Getaways	F5	Ducati SS 800	5	10:16.860	1:14.079	.211	2:00.955	4	203
15	84	David ABOUD / TMA Racing	F5	KTM Duke 690	5	10:16.999	1:14.218	.139	2:01.369	5	189
16	62	Ian HARDING / BDMC Racing	F3	Ducati S 750	5	10:38.878	1:36.097	21.879	2:04.445	4	199
17	571	Maurice TURNER	F4	Laverda RGS 981	5	11:11.855	2:09.074	32.977	2:09.567	2	189
NC	19A	Denis ACKLAND	F4	Harley Dav. Sport. 1200	3	10:39.459	2 Laps		1:56.612	3	218
DNF	40	Rick FITZSIMMONS / RL & MY Fitzsimmons Painters	F4	Triumph Thrux. 1200	0		4 Laps				89


Fastest Lap was 1:46.610 by Scott WEBSTER

*** Rider 46 (Adam MILLER) - 5 second penalty imposed by Clerk of Course for jumped start ***

The results are provisional until the end of the time limit for protests and appeals.


Scott Laing
 Chief Timekeeper - Scott Laing

Tony Bolin
 Clerk of Course - Tony Bolin



COMPUTIME RACE TIMING SYSTEMS PTY LTD
www.computime.com.au

E-mail: scott@computime.com.au / Ph: 0418 17 13 17





Round 3 - Phillip Island GP Circuit - September 3 & 4
BEARS : F3, F4 & F5

Leg 3

Date: 04/09/22
 Event: R16
 Weather: Cloudy - Temp: 11.6C
 Track: Dry - Temp: 16.8C

Started at: 10:55:07
 Laps: 5
 Starters: 19
 Printed at: 11:10


PROVISIONAL LAP TIMES


No	Name	Lap 1	Lap 2	Lap 3	Lap 4	Lap 5
1	Dallas O'SULLIVAN	2:01.805	1:52.431	1:52.292	1:53.226	1:53.786
3	Cori BOURNE	2:00.620	1:53.358	1:52.648	1:53.137	1:53.936
5	Philip BARTUSH	1:58.238	1:48.970	1:50.497	1:50.181	1:49.566
19	Paul NILSEN	1:55.633	1:50.977	1:50.841	1:50.070	1:49.128
19A	Denis ACKLAND	6:45.612	1:57.235	1:56.612		
22	Matthew EDWARDS	1:53.442	1:47.410	1:47.528	1:47.205	1:47.196
23	Voya KISSITCH	2:09.201	2:02.100	2:02.558	2:00.955	2:02.046
39	Dean YAGAN	2:03.139	1:56.512	1:57.158	1:56.973	1:55.921
39A	Sean OESER	2:02.616	1:56.807	1:57.629	1:57.246	1:55.473
46	Adam MILLER	1:58.838	1:51.701	1:51.715	1:51.973	1:52.035
62	Ian HARDING	2:15.516	2:07.109	2:07.287	2:04.445	2:04.521
67	Richard DRAPER	2:03.698	1:57.040	1:57.959	1:56.612	1:56.242
76	Scott WEBSTER	1:53.658	1:47.441	1:47.555	1:47.584	1:46.610
84	David ABOUD	2:08.065	2:03.109	2:02.709	2:01.747	2:01.369
212	Anthony STEPHENS	2:00.081	1:52.389	1:52.042	1:52.061	1:52.014
571	Maurice TURNER	2:17.873	2:09.567	2:10.442	2:14.477	2:19.496
612	Gregory JAMES	2:02.622	1:55.753	1:56.555	1:56.386	1:56.508
955	Tom PALMAI	2:09.586	2:01.414	2:00.058	2:03.299	2:02.292

*** Rider 46 (Adam MILLER) - 5 second penalty imposed by Clerk of Course for jumped start ***

The results are provisional until the end of the time limit for protests and appeals.



 Chief Timekeeper - Scott Laing


 Clerk of Course - Tony Bolin



COMPUTIME RACE TIMING SYSTEMS PTY LTD
www.computime.com.au

E-mail: scott@computime.com.au / Ph: 0418 17 13 17





Round 3 - Phillip Island GP Circuit - September 3 & 4
BEARS : F3, F4 & F5

Leg 3

Date: **04/09/22**
 Event: **R16**
 Weather: **Cloudy - Temp: 11.6C**
 Track: **Dry - Temp: 16.8C**


Started at: **10:55:07**
 Laps: **5**
 Starters: **19**
 Printed at: **11:10**

PROVISIONAL SPLIT TIMES

Lap	Split 1	Split 2	Split 3	Split 4	Lap Time	Spd	Lap	Split 1	Split 2	Split 3	Split 4	Lap Time	Spd
1 Dallas O'SULLIVAN (7th)							5	<u>25.478</u>	31.299	20.575	29.844	<u>1:47.196</u>	230
1	33.721	33.494	21.256	33.334	2:01.805	167							
2	<u>27.382</u>	<u>32.519</u>	21.162	31.368	1:52.431	202							
3	27.498	32.522	<u>21.097</u>	31.175	<u>1:52.292</u>	199							
4	27.467	32.875	21.611	31.273	1:53.226	198							
5	28.569	32.684	21.465	<u>31.068</u>	1:53.786	176							
3 Cori BOURNE (8th)							5	29.876	35.129	<u>23.291</u>	33.750	2:02.046	202
1	34.388	33.216	21.476	31.540	2:00.620	167							
2	27.853	<u>32.473</u>	21.537	31.495	1:53.358	187							
3	27.874	32.601	<u>21.143</u>	<u>31.030</u>	<u>1:52.648</u>	184							
4	<u>27.466</u>	32.705	21.468	31.498	1:53.137	196							
5	28.184	32.739	21.510	31.503	1:53.936	180							
5 Philip BARTUSH (4th)							5	<u>28.314</u>	<u>33.419</u>	<u>22.049</u>	<u>32.139</u>	<u>1:55.921</u>	214
1	33.750	32.468	21.066	30.954	1:58.238	184							
2	<u>26.102</u>	32.135	<u>20.555</u>	30.178	<u>1:48.970</u>	218							
3	27.027	32.421	20.666	30.383	1:50.497	225							
4	27.188	32.117	20.787	<u>30.089</u>	1:50.181	218							
5	26.668	<u>31.945</u>	20.724	30.229	1:49.566	228							
19 Paul NILSEN (3rd)							5	<u>28.090</u>	<u>33.322</u>	22.042	<u>32.019</u>	<u>1:55.473</u>	205
1	32.402	32.203	20.772	30.256	1:55.633	188							
2	27.099	32.205	21.177	30.496	1:50.977	234							
3	27.434	31.865	21.132	30.410	1:50.841	227							
4	27.245	31.793	20.901	30.131	1:50.070	228							
5	<u>26.860</u>	<u>31.422</u>	<u>20.857</u>	<u>29.989</u>	<u>1:49.128</u>	229							
19A Denis ACKLAND (NC)							5	27.783	32.176	20.996	31.080	1:52.035	182
1	5:14.473	35.711	22.587	32.841	6:45.612								
2	28.666	34.346	<u>22.084</u>	<u>32.139</u>	1:57.235	216							
3	<u>27.849</u>	<u>34.064</u>	22.303	32.396	<u>1:56.612</u>	218							
22 Matthew EDWARDS (1st)							5	30.575	<u>36.682</u>	<u>23.434</u>	<u>33.830</u>	2:04.521	190
1	31.933	31.072	20.642	29.795	1:53.442	184							
2	25.625	31.575	20.372	<u>29.838</u>	1:47.410	232							
3	25.908	<u>31.095</u>	20.444	30.081	1:47.528	229							
4	25.781	31.127	<u>20.290</u>	30.007	1:47.205	228							
23 Voya KISSITCH (14th)							1	36.923	35.830	23.448	33.000	2:09.201	164
2	29.636	35.139	23.863	33.462	2:02.100	203							
3	30.119	35.559	23.557	33.323	2:02.558	195							
4	<u>29.594</u>	<u>34.568</u>	23.494	<u>33.299</u>	<u>2:00.955</u>	199							
5	29.876	35.129	<u>23.291</u>	33.750	2:02.046	202							
39 Dean YAGAN (10th)							1	35.407	33.945	21.672	32.115	2:03.139	170
2	28.349	33.683	22.302	32.178	1:56.512	216							
3	28.325	33.723	22.476	32.634	1:57.158	218							
4	28.706	33.730	22.106	32.431	1:56.973	213							
5	<u>28.314</u>	<u>33.419</u>	<u>22.049</u>	<u>32.139</u>	<u>1:55.921</u>	214							
39A Sean OESER (11th)							1	34.729	33.765	21.735	32.387	2:02.616	171
2	28.419	33.861	<u>22.019</u>	32.508	1:56.807	204							
3	28.615	33.929	22.530	32.555	1:57.629	204							
4	28.598	34.022	22.309	32.317	1:57.246	208							
5	<u>28.090</u>	<u>33.322</u>	22.042	<u>32.019</u>	<u>1:55.473</u>	205							
46 Adam MILLER (6th)							1	33.827	32.604	21.038	31.369	1:58.838	163
2	<u>27.727</u>	<u>31.846</u>	21.022	31.106	<u>1:51.701</u>	184							
3	27.870	31.875	<u>20.928</u>	<u>31.042</u>	1:51.715	182							
4	27.762	32.002	21.086	31.123	1:51.973	182							
5	27.783	32.176	20.996	31.080	1:52.035	182							
62 Ian HARDING (16th)							1	40.104	36.994	24.058	34.360	2:15.516	141
2	30.475	37.183	24.417	35.034	2:07.109	189							
3	30.025	38.765	24.122	34.375	2:07.287	199							
4	<u>29.864</u>	36.950	23.517	34.114	<u>2:04.445</u>	189							
5	30.575	<u>36.682</u>	<u>23.434</u>	<u>33.830</u>	2:04.521	190							
67 Richard DRAPER (12th)													


Scott Laing
 Chief Timekeeper - Scott Laing

Tony Bolin
 Clerk of Course - Tony Bolin



COMPUTIME RACE TIMING SYSTEMS PTY LTD
www.computime.com.au

E-mail: scott@computime.com.au / Ph: 0418 17 13 17





Round 3 - Phillip Island GP Circuit - September 3 & 4
BEARS : F3, F4 & F5

Leg 3

Date: 04/09/22
 Event: R16
 Weather: Cloudy - Temp: 11.6C
 Track: Dry - Temp: 16.8C

Started at: 10:55:07
 Laps: 5
 Starters: 19
 Printed at: 11:10

PROVISIONAL SPLIT TIMES

Lap	Split 1	Split 2	Split 3	Split 4	Lap Time	Spd	Lap	Split 1	Split 2	Split 3	Split 4	Lap Time	Spd
1	35.931	33.950	21.929	31.888	2:03.698	165	5	27.369	32.204	21.282	31.159	1:52.014	203
2	28.281	33.781	21.981	32.997	1:57.040	196							
3	28.788	34.380	22.292	32.499	1:57.959	190	571 Maurice TURNER (17th)						
4	28.730	33.877	21.956	32.049	1:56.612	186	1	39.111	38.939	24.926	34.897	2:17.873	154
5	28.627	33.330	21.948	32.337	1:56.242	190	2	32.005	37.748	24.917	34.897	2:09.567	189
							3	31.923	37.786	25.140	35.593	2:10.442	186
76 Scott WEBSTER (2nd)							4	32.615	39.068	25.640	37.154	2:14.477	173
1	32.550	31.097	20.536	29.475	1:53.658	196	5	34.936	43.888	25.310	35.362	2:19.496	161
2	26.055	31.174	20.768	29.444	1:47.441	245							
3	26.207	31.212	20.569	29.567	1:47.555	226	612 Gregory JAMES (9th)						
4	26.206	31.641	20.365	29.372	1:47.584	241	1	35.051	33.791	21.720	32.060	2:02.622	175
5	25.740	31.249	20.524	29.097	1:46.610	232	2	28.124	33.319	21.964	32.346	1:55.753	212
							3	28.501	33.748	22.173	32.133	1:56.555	206
84 David ABOUD (15th)							4	28.780	33.728	21.886	31.992	1:56.386	202
1	36.681	34.506	22.872	34.006	2:08.065	168	5	28.349	33.703	22.293	32.163	1:56.508	207
2	29.698	35.403	23.522	34.486	2:03.109	189							
3	30.414	34.944	23.450	33.901	2:02.709	187	955 Tom PALMAI (13th)						
4	30.283	34.490	23.348	33.626	2:01.747	188	1	37.617	35.746	23.403	32.820	2:09.586	160
5	29.615	34.189	23.313	34.252	2:01.369	188	2	29.699	35.263	23.697	32.755	2:01.414	211
							3	28.575	35.344	23.005	33.134	2:00.058	209
212 Anthony STEPHENS (5th)							4	29.093	35.738	24.295	34.173	2:03.299	215
1	34.231	33.201	21.305	31.344	2:00.081	179	5	29.411	35.064	23.847	33.970	2:02.292	207
2	27.502	32.322	21.236	31.329	1:52.389	205							
3	27.345	32.338	21.168	31.191	1:52.042	203							
4	27.310	32.441	21.117	31.193	1:52.061	203							

*** Rider 46 (Adam MILLER) - 5 second penalty imposed by Clerk of Course for jumped start ***

The results are provisional until the end of the time limit for protests and appeals.


Scott Laing
 Chief Timekeeper - Scott Laing

Tony Bolin
 Clerk of Course - Tony Bolin



COMPUTIME RACE TIMING SYSTEMS PTY LTD
www.computime.com.au

E-mail: scott@computime.com.au / Ph: 0418 17 13 17





Round 3 - Phillip Island GP Circuit - September 3 & 4

BEARS : F3, F4 & F5

Leg 3

Date: 04/09/22
Event: R16
Weather: Cloudy - Temp: 11.6C
Track: Dry - Temp: 16.8C

Started at: 10:55:07
Laps: 5
Starters: 19
Printed at: 11:10


PROVISIONAL FASTEST LAPS SEQUENCE


Lap	Race Pos	No	Name	Machine	Fastest Lap	On Lap
1	1	22	Matthew EDWARDS	Laverda Redex 1000	1:53.442	1
2	1	22	Matthew EDWARDS	Laverda Redex 1000	1:47.410	2
4	1	22	Matthew EDWARDS	Laverda Redex 1000	1:47.205	4
5	1	22	Matthew EDWARDS	Laverda Redex 1000	1:47.196	5
5	2	76	Scott WEBSTER	Suzuki Harris 1200	1:46.610	5

*** Rider 46 (Adam MILLER) - 5 second penalty imposed by Clerk of Course for jumped start ***

The results are provisional until the end of the time limit for protests and appeals.



Chief Timekeeper - Scott Laing


Clerk of Course - Tony Bolin



COMPUTIME RACE TIMING SYSTEMS PTY LTD
www.computime.com.au

E-mail: scott@computime.com.au / Ph: 0418 17 13 17





Round 3 - Phillip Island GP Circuit - September 3 & 4
BEARS : F3, F4 & F5

Leg 3

Started at: 10:55:07
 Laps: 5
 Starters: 19
 Printed at: 11:10

Date: 04/09/22
 Event: R16
 Weather: Cloudy - Temp: 11.6C
 Track: Dry - Temp: 16.8C

PROVISIONAL LAP SHEET


No	Lap Time	Gap	No	Lap Time	Gap	No	Lap Time	Gap	No	Lap Time	Gap
Lap 1			39	1:56.512	18.799	19	1:50.070	11.936	23	2:02.046	1:14.07
22	1:53.442		67	1:57.040	19.886	5	1:50.181	12.301	84	2:01.369	1:14.21
76	1:53.658	.216	955	2:01.414	30.148	46	1:51.973	18.642	62	2:04.521	1:36.09
19	1:55.633	2.191	84	2:03.109	30.322	212	1:52.061	20.988	19A	1:56.612	2 laps
5	1:58.238	4.796	23	2:02.100	30.449	1	1:53.226	24.169	571	2:19.496	2:09.07
46	1:58.838	5.396	62	2:07.109	41.773	3	1:53.137	24.178			
212	2:00.081	6.639	571	2:09.567	46.588	612	1:56.386	35.731			
3	2:00.620	7.178	Lap 3			39	1:56.973	38.197			
1	2:01.805	8.363	22	1:47.528		39A	1:57.246	38.713			
39A	2:02.616	9.174	76	1:47.555	.274	67	1:56.612	39.724			
612	2:02.622	9.180	19	1:50.841	9.071	955	2:03.299	58.772			
39	2:03.139	9.697	5	1:50.497	9.325	23	2:00.955	59.229			
67	2:03.698	10.256	46	1:51.715	13.874	84	2:01.747	1:00.04			
84	2:08.065	14.623	212	1:52.042	16.132	62	2:04.445	1:18.77			
23	2:09.201	15.759	1	1:52.292	18.148	19A	1:57.235	2 laps			
955	2:09.586	16.144	3	1:52.648	18.246	571	2:14.477	1:36.77			
62	2:15.516	22.074	612	1:56.555	26.550	Lap 5					
571	2:17.873	24.431	39	1:57.158	28.429	22	1:47.196				
Lap 2			39A	1:57.629	28.672	76	1:46.610	.067			
22	1:47.410		67	1:57.959	30.317	19	1:49.128	13.868			
76	1:47.441	.247	955	2:00.058	42.678	5	1:49.566	14.671			
19	1:50.977	5.758	23	2:02.558	45.479	46	1:52.035	23.481			
5	1:48.970	6.356	84	2:02.709	45.503	212	1:52.014	25.806			
46	1:51.701	9.687	62	2:07.287	1:01.53	1	1:53.786	30.759			
212	1:52.389	11.618	571	2:10.442	1:09.50	3	1:53.936	30.918			
3	1:53.358	13.126	19A	6:45.612	2 laps	612	1:56.508	45.043			
1	1:52.431	13.384	Lap 4			39	1:55.921	46.922			
612	1:55.753	17.523	22	1:47.205		39A	1:55.473	46.990			
39A	1:56.807	18.571	76	1:47.584	.653	67	1:56.242	48.770			
						955	2:02.292	1:13.86			

*** Rider 46 (Adam MILLER) - 5 second penalty imposed by Clerk of Course for jumped start ***

The results are provisional until the end of the time limit for protests and appeals.


Scott Laing
 Chief Timekeeper - Scott Laing

Tony Bolin
 Clerk of Course - Tony Bolin



COMPUTIME RACE TIMING SYSTEMS PTY LTD
www.computime.com.au

E-mail: scott@computime.com.au / Ph: 0418 17 13 17





Round 3 - Phillip Island GP Circuit - September 3 & 4

BEARS : F3, F4 & F5

Leg 3

Date: 04/09/22
 Event: R16
 Weather: Cloudy - Temp: 11.6C
 Track: Dry - Temp: 16.8C

Started at: 10:55:07
 Laps: 5
 Starters: 19
 Printed at: 11:10

PROVISIONAL LAP CHART


Name	Grid	1	2	3	4	5	Name
P. NILSEN	10	22	22	22	22	22	M. EDWARDS
M. EDWARDS	22	76	76	76	76	76	S. WEBSTER
S. WEBSTER	76	19	19	19	19	19	P. NILSEN
D. O'SULLIVAN	1	5	5	5	5	5	P. BARTUSH
P. BARTUSH	5	46	46	46	46	46	A. MILLER
R. FITZSIMMONS	40	212	212	212	212	212	A. STEPHENS
A. MILLER	46	3	3	1	1	1	D. O'SULLIVAN
K. LEWIS	9	1	1	3	3	3	C. BOURNE
G. JAMES	612	39A	612	612	612	612	G. JAMES
C. BOURNE	3	612	39A	39	39	39	D. YAGAN
D. YAGAN	39	39	39	39A	39A	39A	S. OESER
T. PALMAI	955	67	67	67	67	67	R. DRAPER
S. OESER	39A	84	955	955	955	955	T. PALMAI
R. DRAPER	67	23	84	23	23	23	V. KISSITCH
V. KISSITCH	23	955	23	84	84	84	D. ABOUD
D. ABOUD	84	62	62	62	62	62	I. HARDING
D. ACKLAND	19A	571	571	571	571	571	M. TURNER
I. HARDING	62	19A	19A	19A	19A	19A	D. ACKLAND
M. TURNER	571						

*** Rider 46 (Adam MILLER) - 5 second penalty imposed by Clerk of Course for jumped start ***

The results are provisional until the end of the time limit for protests and appeals.


Scott Laing
 Chief Timekeeper - Scott Laing

Tony Bolin
 Clerk of Course - Tony Bolin



COMPUTIME RACE TIMING SYSTEMS PTY LTD
www.computime.com.au

E-mail: scott@computime.com.au / Ph: 0418 17 13 17





Round 3 - Phillip Island GP Circuit - September 3 & 4
BEARS : F3, F4 & F5

Leg 3

Date: **04/09/22**
 Event: **R16**
 Weather: **Cloudy - Temp: 11.6C**
 Track: **Dry - Temp: 16.8C**

Started at: **10:55:07**
 Laps: **5**
 Starters: **19**
 Printed at: **11:10**

PROVISIONAL BEST PARTIAL TIMES


Pos	Split 1		Split 2		Split 3		Split 4		LAP		Ideal	Fastest
	Name	Time	Name	Time	Name	Time	Name	Time	Name	Time		
1	M. EDWARDS	25.478	M. EDWARDS	31.072	M. EDWARDS	20.290	A. MILLER	26.042	S. WEBSTER	1:46.299	1:46.610	
2	S. WEBSTER	25.740	S. WEBSTER	31.097	S. WEBSTER	20.365	S. WEBSTER	29.097	A. MILLER	1:46.543	1:51.701	
3	P. BARTUSH	26.102	P. NILSEN	31.422	P. BARTUSH	20.555	M. EDWARDS	29.795	M. EDWARDS	1:46.635	1:47.196	
4	P. NILSEN	26.860	A. MILLER	31.846	P. NILSEN	20.772	P. NILSEN	29.989	P. BARTUSH	1:48.691	1:48.970	
5	A. STEPHENS	27.310	P. BARTUSH	31.945	A. MILLER	20.928	P. BARTUSH	30.089	P. NILSEN	1:49.043	1:49.128	
6	D. O'SULLIVA	27.382	A. STEPHENS	32.204	D. O'SULLIVA	21.097	C. BOURNE	31.030	A. STEPHENS	1:51.790	1:52.014	
7	C. BOURNE	27.466	C. BOURNE	32.473	A. STEPHENS	21.117	D. O'SULLIVA	31.068	D. O'SULLIVA	1:52.066	1:52.292	
8	A. MILLER	27.727	D. O'SULLIVA	32.519	C. BOURNE	21.143	A. STEPHENS	31.159	C. BOURNE	1:52.112	1:52.648	
9	D. ACKLAND	27.849	G. JAMES	33.319	D. YAGAN	21.672	R. DRAPER	31.888	G. JAMES	1:55.155	1:55.753	
10	S. OESER	28.090	S. OESER	33.322	G. JAMES	21.720	G. JAMES	31.992	S. OESER	1:55.166	1:55.473	
11	G. JAMES	28.124	R. DRAPER	33.330	S. OESER	21.735	S. OESER	32.019	R. DRAPER	1:55.428	1:56.242	
12	R. DRAPER	28.281	D. YAGAN	33.419	R. DRAPER	21.929	D. YAGAN	32.115	D. YAGAN	1:55.520	1:55.921	
13	D. YAGAN	28.314	D. ACKLAND	34.064	D. ACKLAND	22.084	D. ACKLAND	32.139	D. ACKLAND	1:56.136	1:56.612	
14	T. PALMAI	28.575	D. ABOUD	34.189	D. ABOUD	22.872	T. PALMAI	32.755	T. PALMAI	1:59.399	2:00.058	
15	V. KISSITCH	29.594	V. KISSITCH	34.568	T. PALMAI	23.005	V. KISSITCH	33.000	D. ABOUD	2:00.302	2:01.369	
16	D. ABOUD	29.615	T. PALMAI	35.064	V. KISSITCH	23.291	D. ABOUD	33.626	V. KISSITCH	2:00.453	2:00.955	
17	I. HARDING	29.864	I. HARDING	36.682	I. HARDING	23.434	I. HARDING	33.830	I. HARDING	2:03.810	2:04.445	
18	M. TURNER	31.923	M. TURNER	37.748	M. TURNER	24.917	M. TURNER	34.897	M. TURNER	2:09.485	2:09.567	

*** Rider 46 (Adam MILLER) - 5 second penalty imposed by Clerk of Course for jumped start ***

The results are provisional until the end of the time limit for protests and appeals.


Scott Laing
 Chief Timekeeper - Scott Laing

Tony Bolin
 Clerk of Course - Tony Bolin



COMPUTIME RACE TIMING SYSTEMS PTY LTD
www.computime.com.au

E-mail: scott@computime.com.au / Ph: 0418 17 13 17





Round 3 - Phillip Island GP Circuit - September 3 & 4

BEARS : F3, F4, & F5

LEG 4 (Event 28)

Date: 04/09/22
Event: R16
Weather: Cloudy - Temp: 11.6C
Track: Dry - Temp: 16.8C

Started at: 10:55:07
Laps: 5
Starters: 19
Printed at: 11:10


PROVISIONAL GRID SHEET



1	22 M. EDWARDS 9:02.781	2	76 S. WEBSTER 9:02.848	3	19 P. NILSEN 9:16.649
2	5 P. BARTUSH 9:17.452	4	212 A. STEPHENS 9:28.587	6	46 A. MILLER 9:31.262
3	1 D. O'SULLIVAN 9:33.540	8	3 C. BOURNE 9:33.699	9	612 G. JAMES 9:47.824
4	39 D. YAGAN 9:49.703	11	39A S. OESER 9:49.771	12	67 R. DRAPER 9:51.551
5	955 T. PALMAI 10:16.649	14	23 V. KISSITCH 10:16.860	15	84 D. ABOUD 10:16.999
6	62 I. HARDING 10:38.878	17	571 M. TURNER 11:11.855	18	19A D. ACKLAND 10:39.459
7	40 R. FITZSIMMON .006	19			


Scott Laing
Chief Timekeeper - Scott Laing

Tony Bolin
Clerk of Course - Tony Bolin



COMPUTIME RACE TIMING SYSTEMS PTY LTD
www.computime.com.au

E-mail: scott@computime.com.au / Ph: 0418 17 13 17





Round 3 - Phillip Island GP Circuit - September 3 & 4

BEARS : F3, F4, & F5

LEG 4 (Event 28)

Date: 04/09/22
 Event: R16
 Weather: Cloudy - Temp: 11.6C
 Track: Dry - Temp: 16.8C

Started at: 10:55:07
 Laps: 5
 Starters: 19
 Printed at: 11:10


PROVISIONAL GRID SHEET

				19 40 R. FITZSIMMON 10:16.006	7
18 19A D. ACKLAND 10:39.459		17 571 M. TURNER 11:11.855	16 62 I. HARDING 10:38.878		6
	15 84 D. ABOUD 10:16.999		14 23 V. KISSITCH 10:16.860	13 955 T. PALMAI 10:16.649	5
12 67 R. DRAPER 9:51.551		11 39A S. OESER 9:49.771	10 39 D. YAGAN 9:49.703		4
	9 612 G. JAMES 9:47.824		8 3 C. BOURNE 9:33.699	7 1 D. O'SULLIVAN 9:33.540	3
6 46 A. MILLER 9:31.262		5 212 A. STEPHENS 9:28.587	4 5 P. BARTUSH 9:17.452		2
	3 19 P. NILSEN 9:16.649		2 76 S. WEBSTER 9:02.848	1 22 M. EDWARDS 9:02.781	1




Scott Laing
 Chief Timekeeper - Scott Laing

Tony Bolin
 Clerk of Course - Tony Bolin



COMPUTIME RACE TIMING SYSTEMS PTY LTD
www.computime.com.au

E-mail: scott@computime.com.au / Ph: 0418 17 13 17





Round 3 - Phillip Island GP Circuit - September 3 & 4

BEARS : F3, F4, & F5

PROVISIONAL PROGRESSIVE ROUND POINTS

BEARS - FORMULA 3

Pos	No	Name	Rnd 3 Race 1	Rnd 3 Race 2	Rnd 3 Race 3	Total
1	19	Paul NILSEN	25	25	20	70
2	76	Scott WEBSTER	20	20	25	65
3	5	Philip BARTUSH	18	17	18	53
4	46	Adam MILLER	17	16	16	49
5	1	Dallas O'SULLIVAN	14	18	15	47
6	3	Cori BOURNE	16	13	14	43
7	612	Gregory JAMES	13	14	13	40
8	39	Dean YAGAN	11	12	12	35
9	955	Tom PALMAI	12	11	11	34
10	62	Ian HARDING	10	10	10	30
11	9	Kurt LEWIS	15	15		30
12	212	Anthony STEPHENS			17	17


BEARS - FORMULA 4


Pos	No	Name	Rnd 3 Race 1	Rnd 3 Race 2	Rnd 3 Race 3	Total
1	22	Matthew EDWARDS	25	25	25	75
2	40	Rick FITZSIMMONS	20	20		40
3	571	Maurice TURNER	16		20	36
4	19A	Denis ACKLAND	18	18		36
5	9A	Eddy GARNER	17			17

BEARS - FORMULA 5

Pos	No	Name	Rnd 3 Race 1	Rnd 3 Race 2	Rnd 3 Race 3	Total
1	39A	Sean OESER	25	25	25	75
2	67	Richard DRAPER	20	20	20	60
3	23	Voya KISSITCH	17	18	18	53
4	84	David ABOUD	18	17	17	52



 Chief Timekeeper - Scott Laing


 Clerk of Course - Tony Bolin



COMPUTIME RACE TIMING SYSTEMS PTY LTD
www.computime.com.au

E-mail: scott@computime.com.au / Ph: 0418 17 13 17





Round 3 - Phillip Island GP Circuit - September 3 & 4

BEARS : F3, F4, & F5

PROVISIONAL PROGRESSIVE SERIES POINTS

BEARS - FORMULA 3

Pos	No	Name	Rnd 1 B/ford	Rnd 2 Wint	Rnd 3 Race 1	Rnd 3 Race 2	Rnd 3 Race 3	Total
1	19	Paul NILSEN	100	53	25	25	20	223
2	1	Dallas O'SULLIVAN	34	87	14	18	15	168
3	5	Philip BARTUSH	54	51	18	17	18	158
4	39	Dean YAGAN	49	47	11	12	12	131
5	46	Adam MILLER	76		17	16	16	125
6	3	Cori BOURNE		71	16	13	14	114
7	212	Anthony STEPHENS		90			17	107
8	76	Scott WEBSTER			20	20	25	65
9	9	Kurt LEWIS	17		15	15		47
10	612	Gregory JAMES			13	14	13	40
11	955	Tom PALMAI			12	11	11	34
12	62	Ian HARDING			10	10	10	30
13		Fergus GIBSON	20					20

BEARS - FORMULA 4


Pos	No	Name	Rnd 1 B/ford	Rnd 2 Wint	Rnd 3 Race 1	Rnd 3 Race 2	Rnd 3 Race 3	Total
1	40	Rick FITZSIMMONS	100		20	20		140
2	9A	Eddy GARNER		85	17			102
3		Sebastian DOWNIE		95				95
4	22	Matthew EDWARDS			25	25	25	75
5	571	Maurice TURNER			16		20	36
6	19A	Denis ACKLAND			18	18		36

BEARS - FORMULA 5

Pos	No	Name	Rnd 1 B/ford	Rnd 2 Wint	Rnd 3 Race 1	Rnd 3 Race 2	Rnd 3 Race 3	Total
1		William FISHER	100	75				175
2	39A	Sean OESER			25	25	25	75
3	67	Richard DRAPER			20	20	20	60
4	23	Voya KISSITCH			17	18	18	53
5	84	David ABOUD			18	17	17	52

Scott Laing
 Chief Timekeeper - Scott Laing

Tony Bolin
 Clerk of Course - Tony Bolin



COMPUTIME RACE TIMING SYSTEMS PTY LTD
www.computime.com.au

E-mail: scott@computime.com.au / Ph: 0418 17 13 17

